









1. What is the population covered by your MPO?

| | | Response Percent | Response Count |
|-----------------------|--|--------------------------|----------------|
| Under 200,000 |  | 50.3% | 99 |
| 200,001 - 500,000 |  | 24.9% | 49 |
| 500,001 - 1,000,000 |  | 10.2% | 20 |
| 1,000,001 - 5,000,000 |  | 12.2% | 24 |
| >5,000,000 |  | 2.5% | 5 |
| | | answered question | 197 |
| | | skipped question | 0 |

2. Is your MPO:

| | | Response Percent | Response Count |
|----------------------------|--|--------------------------|----------------|
| Stand alone |  | 43.1% | 85 |
| Part of a regional council |  | 25.4% | 50 |
| Other (please specify) |  | 31.5% | 62 |
| | | answered question | 197 |
| | | skipped question | 0 |

3. In which part of the U.S. is your MPO?

| | | Response Percent | Response Count |
|----------------|--|--------------------------|----------------|
| Northwest | | 10.7% | 21 |
| Southwest | | 7.6% | 15 |
| Mountain | | 5.6% | 11 |
| South | | 11.2% | 22 |
| Midwest | | 20.8% | 41 |
| Northeast | | 13.2% | 26 |
| Mid-Atlantic | | 10.7% | 21 |
| Southeast | | 19.3% | 38 |
| U.S. Territory | | 1.0% | 2 |
| | | answered question | 197 |
| | | skipped question | 0 |

4. How many members are on your MPO Policy Board?

Number

| | 0 | 1 | 2 | 3 | 4 | 5 | 6 | 7 | 8 | 9 | 10 | 11 | 12 | 13 | 14 | 15 | 16 | 17 |
|--------------------|-----------------------------|--------------|---------------|---------------|--------------|--------------|-------------|--------------|-------------|--------------|---------------|--------------|--------------|--------------|-------------|--------------|-------------|-------------|
| Total members | 0.5% (1) | 0.0% (0) | 0.0% (0) | 0.0% (0) | 0.0% (0) | 3.6% (7) | 2.1% (4) | 3.6% (7) | 4.7% (9) | 5.2% (10) | 8.3% (16) | 6.3% (12) | 4.2% (8) | 4.7% (9) | 4.7% (9) | 6.8% (13) | 4.7% (9) | 3.1% (6) |
| Voting members | 0.0% (0) | 0.0% (0) | 0.0% (0) | 1.5% (3) | 0.5% (1) | 8.2% (16) | 3.1% (6) | 6.6% (13) | 4.1% (8) | 7.1% (14) | 10.7% (21) | 5.1% (10) | 6.6% (13) | 5.1% (10) | 3.1% (6) | 4.6% (9) | 3.1% (6) | 1.5% (3) |
| Non-voting members | 32.0% (58) | 9.9% (18) | 14.9% (27) | 10.5% (19) | 9.4% (17) | 5.5% (10) | 4.4% (8) | 5.5% (10) | 1.7% (3) | 0.0% (0) | 3.3% (6) | 0.6% (1) | 0.6% (1) | 0.6% (1) | 0.0% (0) | 0.0% (0) | 0.6% (1) | 0.0% (0) |

5. How many positions on your MPO Policy Board are required to be filled by elected officials?

Number

| | 0 | 1 | 2 | 3 | 4 | 5 | 6 | 7 | 8 | 9 | 10 | 11 | 12 | 13 | 14 | 15 | 16 | 17 | 18 |
|-------------------|--------------|-------------|-------------|--------------|--------------|----------------------------|--------------|--------------|--------------|-------------|-------------|--------------|--------------|-------------|-------------|-------------|-------------|-------------|-------------|
| Elected positions | 8.1% (16) | 0.5% (1) | 4.6% (9) | 7.1% (14) | 7.6% (15) | 8.6% (17) | 7.1% (14) | 6.1% (12) | 6.1% (12) | 4.1% (8) | 3.0% (6) | 5.6% (11) | 5.1% (10) | 1.5% (3) | 2.0% (4) | 3.0% (6) | 2.5% (5) | 1.0% (2) | 0.5% (1) |

6. How many times per year does your MPO Policy Board meet?



Number

| | 0 | 1 | 2 | 3 | 4 | 5 | 6 | 7 | 8 | 9 | 10 | 11 | 12 | Response Count |
|---------------------------|----------|----------|----------|----------|------------|-----------|------------|----------|----------|----------|------------|----------|-------------------|----------------|
| Annual number of meetings | 0.0% (0) | 0.0% (0) | 2.0% (4) | 3.6% (7) | 15.2% (30) | 6.1% (12) | 19.3% (38) | 1.5% (3) | 4.1% (8) | 3.6% (7) | 12.2% (24) | 4.6% (9) | 27.9% (55) | 197 |
| | | | | | | | | | | | | | answered question | 197 |
| | | | | | | | | | | | | | skipped question | 0 |

7. What role does each of the following organizations have on your MPO Policy Board?

| | Voting Member | Non-voting Member | Not Represented on Policy Board | Rating Count |
|---|--------------------|-------------------|---------------------------------|--------------|
| Freight | 5.3% (10) | 5.3% (10) | 89.3% (167) | 187 |
| Citizen Group | 13.8% (26) | 8.5% (16) | 77.7% (146) | 188 |
| Port Authority | 14.2% (26) | 4.9% (9) | 80.9% (148) | 183 |
| Airport (if separate from Port Authority) | 22.8% (42) | 9.8% (18) | 67.4% (124) | 184 |
| Transit Agency | 62.6% (122) | 15.9% (31) | 21.5% (42) | 195 |
| State DOT | 76.0% (149) | 13.3% (26) | 10.7% (21) | 196 |
| Local Cities | 97.0% (191) | 1.5% (3) | 1.5% (3) | 197 |
| Local Counties | 91.3% (178) | 1.0% (2) | 7.7% (15) | 195 |
| Other Local Governing Body | 42.9% (76) | 5.6% (10) | 51.4% (91) | 177 |
| School Board/District | 6.7% (12) | 4.4% (8) | 88.9% (160) | 180 |
| | | | answered question | 197 |
| | | | skipped question | 0 |

8. Does your Policy Board have weighted representation?

| | | Response Percent | Response Count |
|-----|--|--------------------------|----------------|
| Yes |  | 25.9% | 51 |
| No |  | 74.1% | 146 |
| | | answered question | 197 |
| | | skipped question | 0 |

9. If yes, how is it weighted (by population, etc.?)

| | | Response Count |
|--|--|--------------------------|
| | | 48 |
| | | answered question |
| | | 48 |
| | | skipped question |
| | | 149 |

10. How many municipalities have 2 or more representatives?

Number



| | 0 | 1 | 2 | 3 | 4 | 5 | 6 | 7 | 8 | 9 | 10 | 11+ | Response Count |
|---|------------|-------------------|-----------|----------|----------|----------|----------|----------|----------|----------|----------|--------------------------|----------------|
| Municipalities with 2 or more representatives | 40.6% (80) | 41.1% (81) | 9.1% (18) | 3.6% (7) | 1.0% (2) | 1.5% (3) | 1.0% (2) | 1.0% (2) | 0.0% (0) | 0.0% (0) | 0.0% (0) | 1.0% (2) | 197 |
| | | | | | | | | | | | | answered question | 197 |
| | | | | | | | | | | | | skipped question | 0 |

11. How many counties have 2 or more representatives?



Number

| | 0 | 1 | 2 | 3 | 4 | 5 | 6 | 7 | 8 | 9 | 10 | 11+ | Response Count |
|---|-------------------|------------|-----------|----------|----------|----------|----------|----------|----------|----------|----------|--------------------------|----------------|
| Counties with two or more representatives | 43.7% (86) | 39.6% (78) | 7.1% (14) | 4.1% (8) | 1.5% (3) | 0.5% (1) | 0.5% (1) | 2.5% (5) | 0.5% (1) | 0.0% (0) | 0.0% (0) | 0.0% (0) | 197 |
| | | | | | | | | | | | | answered question | 197 |
| | | | | | | | | | | | | skipped question | 0 |





12. Does your Policy Board have a provision for weighted voting?

| | | Response Percent | Response Count |
|-----|--|--------------------------|----------------|
| Yes |  | 13.2% | 26 |
| No |  | 86.8% | 171 |
| | | answered question | 197 |
| | | skipped question | 0 |

13. If Yes, how is it weighted?

| | | Response Percent | Response Count |
|--|--|--------------------------|----------------|
| By population only |  | 90.5% | 19 |
| By population and financial contributions and/or geography |  | 9.5% | 2 |
| | | Other (please specify) | 8 |
| | | answered question | 21 |
| | | skipped question | 176 |

14. If yes, how often is the weighted voting system invoked?

| | | Response Percent | Response Count |
|---------------------------|--|--------------------------|----------------|
| Always |  | 36.0% | 9 |
| About once every 6 months | | 0.0% | 0 |
| About once per year | | 0.0% | 0 |
| Less than once per year |  | 12.0% | 3 |
| Never |  | 20.0% | 5 |
| Other (please specify) |  | 32.0% | 8 |
| | | answered question | 25 |
| | | skipped question | 172 |

15. Does your Policy Board require consensus decision-making?

| | | Response Percent | Response Count |
|-------------------------------------|--|------------------|----------------|
| Never, and it is never used | | 27.9% | 50 |
| Never, and it is rarely used | | 4.5% | 8 |
| Never, and it is sometimes used | | 17.3% | 31 |
| Never, and it is often used | | 22.3% | 40 |
| Consensus is always required | | 27.9% | 50 |
| answered question | | | 179 |
| skipped question | | | 18 |




16. Are designated alternates for Policy Board members permitted to vote at board meetings?

| | | Response Percent | Response Count |
|--------------------------|--|------------------|----------------|
| Yes | | 81.5% | 154 |
| No | | 18.5% | 35 |
| answered question | | | 189 |
| skipped question | | | 8 |

17. Any additional comments about your MPO Policy Board?

| | Response Count |
|--------------------------|---------------------------|
| | 75 |
| answered question | 75 |
| skipped question | 122 |

18. Please provide the following information:

| | | Response Percent | Response Count |
|------------------------|--|---------------------|-------------------|
| First Name |  | 99.4% | 177 |
| Last Name |  | 99.4% | 177 |
| MPO Name |  | 99.4% | 177 |
| City |  | 99.4% | 177 |
| State (2-letter abbr.) |  | 99.4% | 177 |
| Email |  | 99.4% | 177 |
| | | answered question | 178 |
| | | skipped question | 19 |